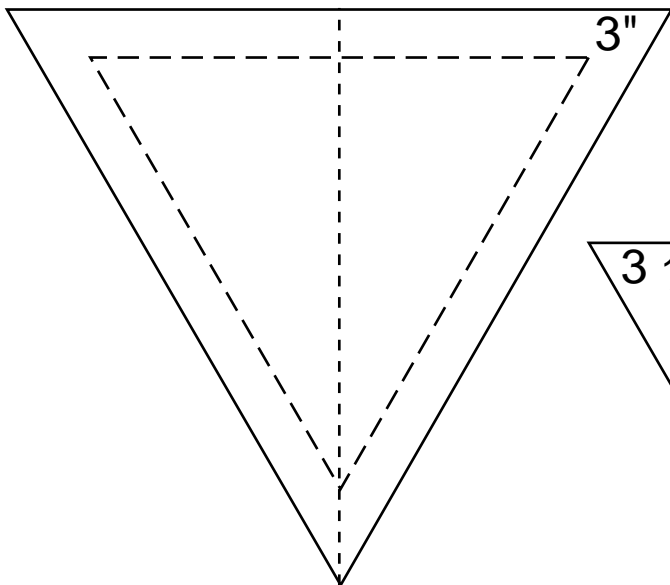


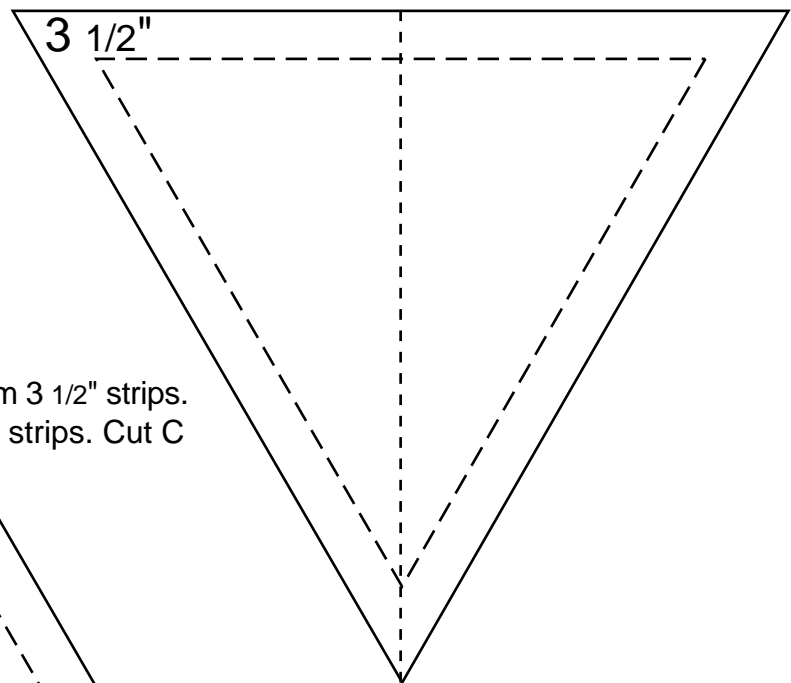
60° Triangle Templates for Stack-n-Select Projects

Use these triangles with the Argyle Diamonds design in **Stack-n-Whackier Quilts** (Bethany S. Reynolds, AQS, 2002).

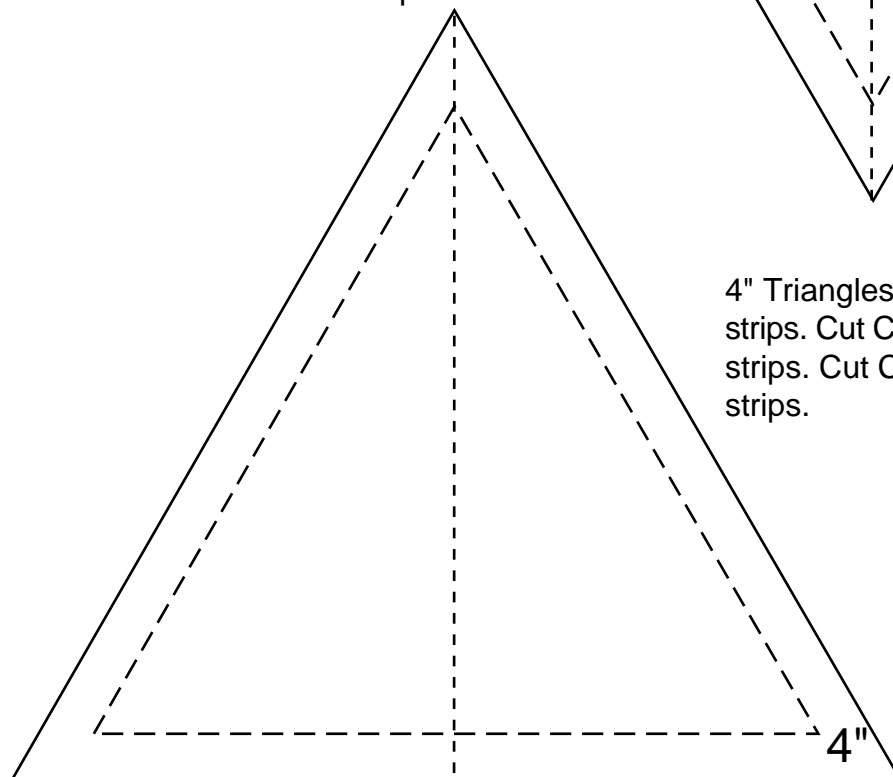
The area within the dashed lines will appear in the finished block. To use as viewing templates, print on transparent paper or film, or cut away the center on the dashed line. To use as cutting templates, print on lightweight paper and cut on the solid line.



3" Triangles: Cut B triangles from 3" strips. Cut C and D diamonds from $2\frac{3}{4}$ " strips. Cut C half-diamonds from $1\frac{7}{8}$ " strips.

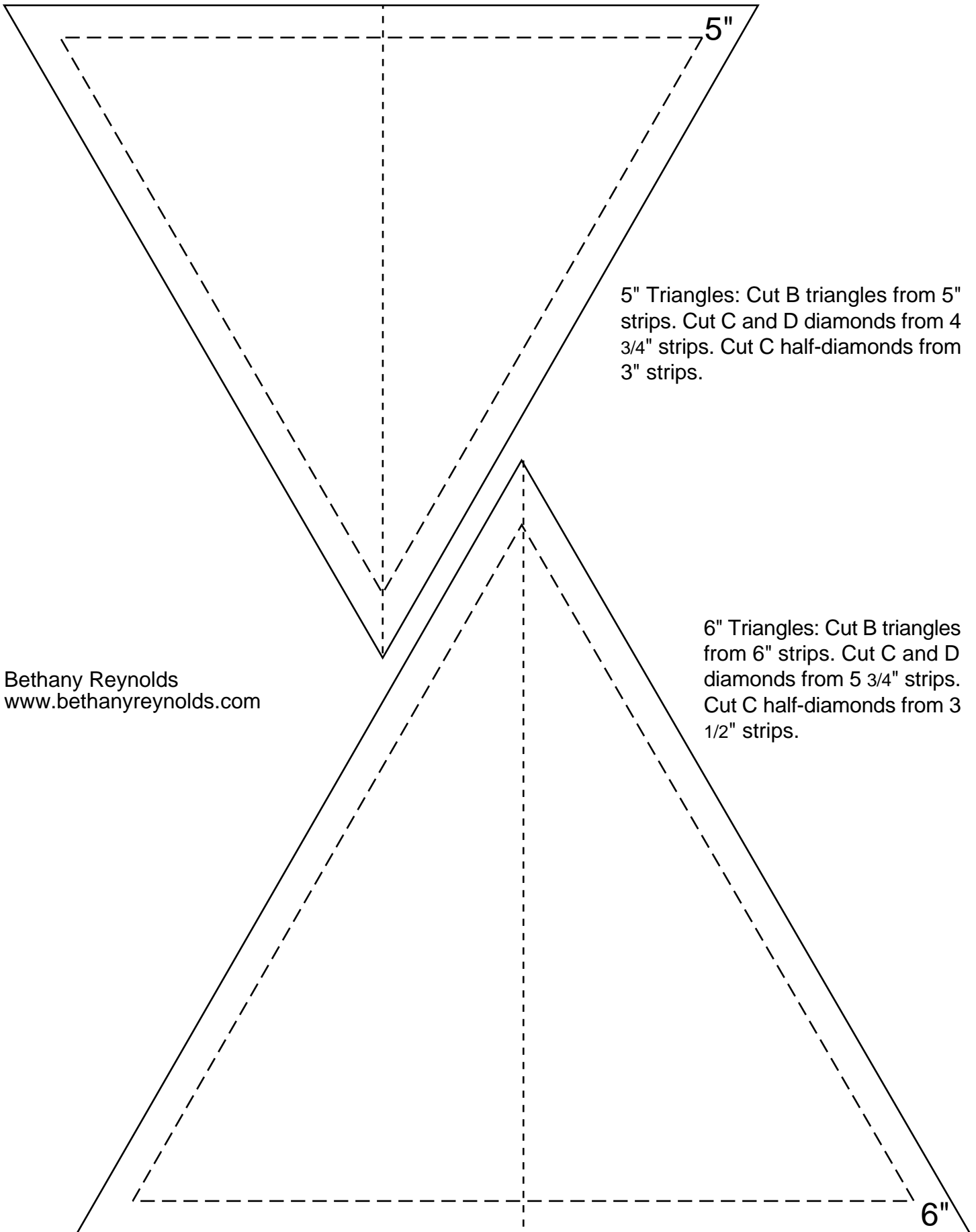


3 1/2" Triangles: Cut B triangles from 3 1/2" strips. Cut C and D diamonds from $3\frac{1}{4}$ " strips. Cut C half-diamonds from $2\frac{1}{8}$ " strips.



4" Triangles: Cut B triangles from 4" strips. Cut C and D diamonds from $3\frac{3}{4}$ " strips. Cut C half-diamonds from $2\frac{3}{8}$ " strips.

60° Triangle Templates for Stack-n-Select Projects



5" Triangles: Cut B triangles from 5" strips. Cut C and D diamonds from 4 3/4" strips. Cut C half-diamonds from 3" strips.

6" Triangles: Cut B triangles from 6" strips. Cut C and D diamonds from 5 3/4" strips. Cut C half-diamonds from 3 1/2" strips.

Bethany Reynolds
www.bethanyreynolds.com